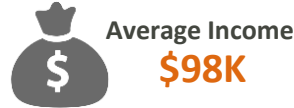
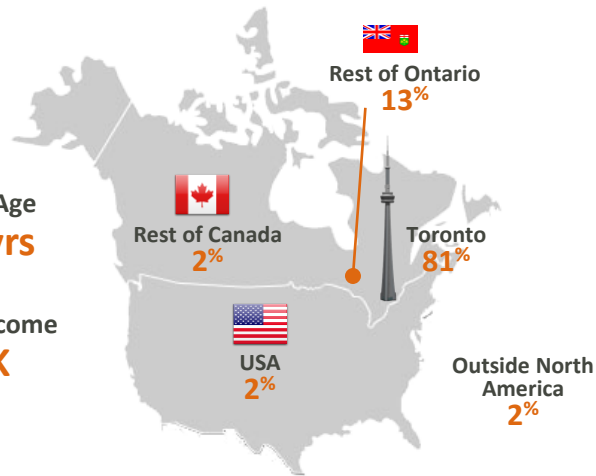


Visitors Profile



Where They Come From



Use of Bloor-Yorkville Area

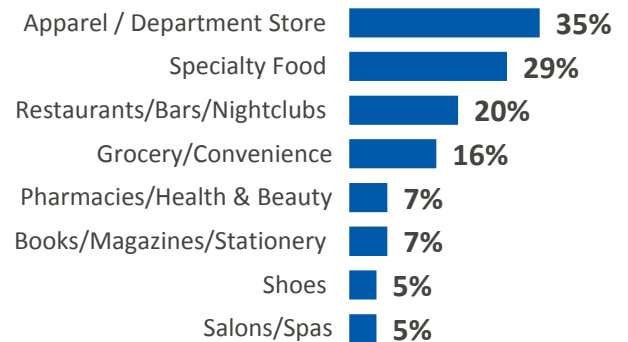


69%
visit weekly

Top Reasons for Visiting



Top Destinations Visited/Planning to Visit



Spending Habits



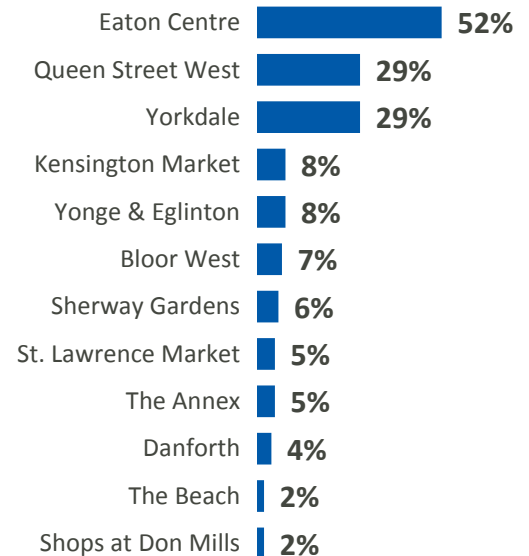
75%
made a purchase



average spend
\$143

Share of Spend		
Gender	Female	62%
	Male	38%
Age	18-34	36%
	35-54	40%
	55+	24%
Income	Under \$50K	11%
	\$50K-\$99K	25%
	\$100K-\$149K	18%
	\$150K+	46%

Other Shopping Districts Normally Visited



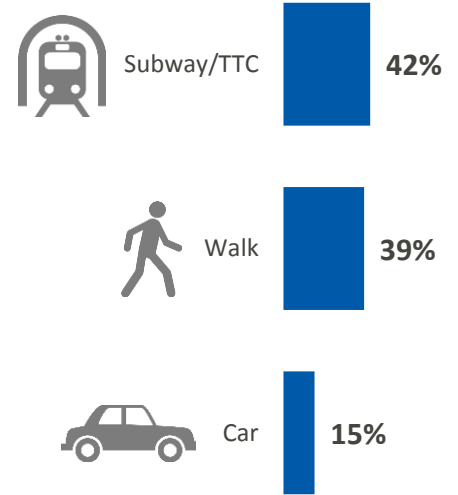
Bloor-Yorkville Annual Events

	Aware	Attended
Bloor-Yorkville Ice Fest	54%	41%
Yorkville Exotic Car Show	34%	24%
Beautilicious	26%	11%
Holiday Magic	18%	8%

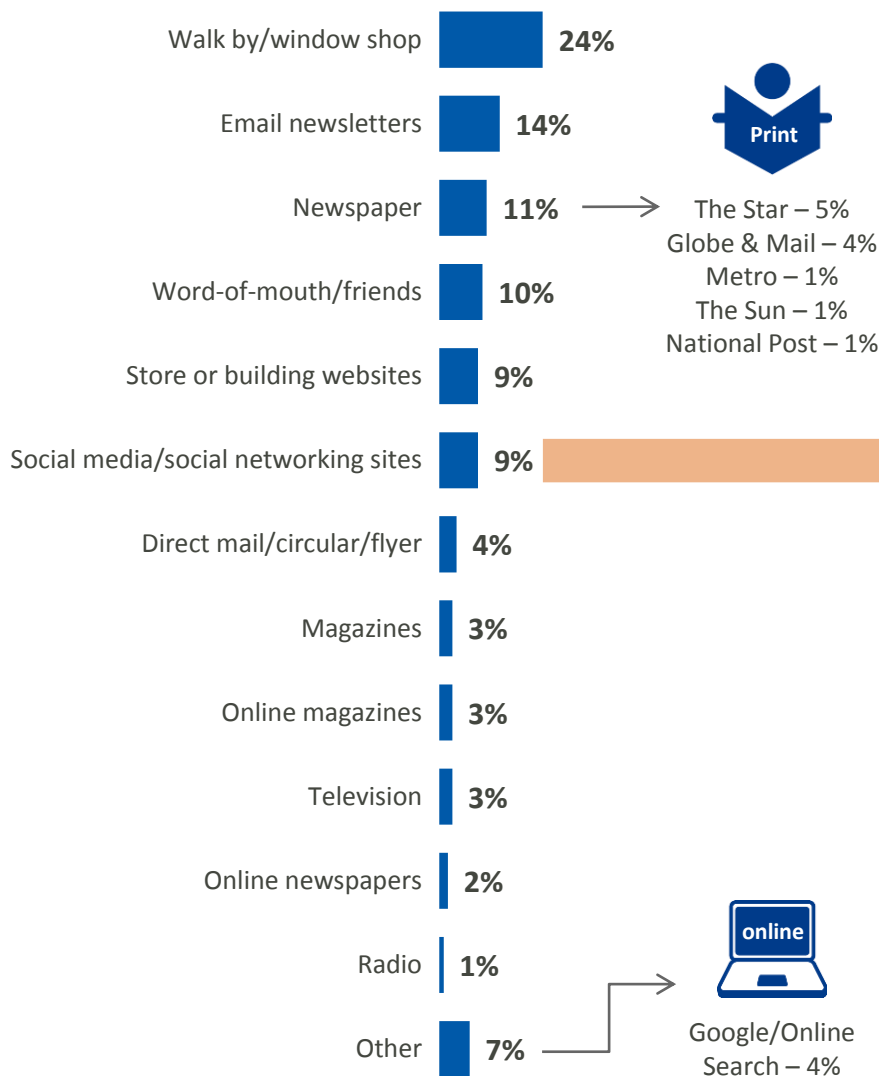


20%
always/often
shop on
Statutory Holidays

Top Modes of Transportation to Bloor-Yorkville



Primary Source for Shopping/Sales Info



Top Social Media Sites Used for Shopping/Sales Info

